

HIGHLAND SANDERS

OPERATOR'S MANUAL



Sidewalk sander/salters

Models:

11CFH 11CFP

14CFH 14CFP

SPECIFICATIONS

11CFH / 11CFP

Length.....40”

Width.....22”

Height.....32”

Spread width..... 40”

Capacity.....11ft³

14CFH / 14CFP

Length.....40”

Width.....28”

Height.....32”

Spread width..... 40”

Capacity.....14ft³

OPERATION

Hydraulic Units:

Require minimum 900 PSI
and 6-8 gallon oil flow.

PTO Units:

for mid-size tractors with
standard 540 PTO.

MATERIAL FLOW

Material flow is regulated with a flow control lever on the end of the unit.

Hydraulic Units:





Have additional adjustments
with hydraulic flow control on
tractor side of unit.

PTO Units:

Can be further regulated with
PTO speed or engine RPM
on tractor.

HIGHLAND

Sander Parts Diagram



MAINTENANCE

If corrosive materials are used, spreader should be pressure-washed and protected with oil film or other suitable rust protection. Keep bearings and chains well lubricated.

WARNING

Always keep all shield and screens in place. Do not attempt to dislodge any material with machine running. You are responsible for the care and safe operation of these units.

E.S. MARTIN WELDING WARRANTY INFORMATION:

All equipment sold is warranted to be free from defects of material or workmanship. E.S. Martin Welding or its employees shall not be liable for special, indirect or consequential damages of any kind. E.S. Martin Welding liability shall be limited exclusively to the replacing or repairing any defects that become apparent within one year of purchase. The buyer, by the acceptance of the equipment, will assume all liability for any damages that may result from the use or misuse of this equipment.

For a warranty claim, the dealer must notify E.S. Martin Welding by phone, and send a photograph of the defective parts. All claims must be discussed with E.S. Martin Welding before any repairs are attempted.